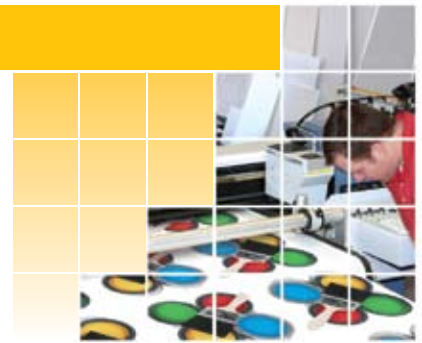


# Specifications

ONYX® ProductionHouse™ Features	Included	Optional
Print directly from any Mac or PC creative application	☑	
Hot Folders	☑	
Print queue for print jobs	☑	
Image interpolation	☑	
Print nesting preview	☑	
Ink usage tracking and reporting	☑	
Specialty ink tools	☑	
Web portal job management	☑	
Automatic / custom tiling with overlap	☑	
RIP tiles individually	☑	
Thumbnail job preview	☑	
PosterColor® rendering	☑	
Prepress proofing tools	☑	
Spot color matching — custom spot colors	☑	
Print multi-page PostScript and PDF files	☑	
PostScript font manager	☑	
Color proof PostScript separation files	☑	
Precision halftone screening	☑	
Printer pooling	☑	
Preflight – full preview, interactive size and crop, full pan and zoom	☑	
Interactive tiling with overlap, Tile Weld-overlap	☑	
Direct TWAIN32 scanner / camera support	☑	
AutoUpdate software update system	☑	
Active printers	4	Up to 6
Simultaneous RIPs	2	Up to 4
<b>COLOR CORRECTION TOOLS</b>		
Basic saturation and contrast sliders	☑	
Set white and black	☑	
Visual color replacement tools	☑	
Multiple on-screen color corrections	☑	
CMYK curves and splines	☑	
Customize image GCR	☑	
<b>FLATBED AND VARIABLE DATA</b>		
Custom placement of print jobs and cutter marks	☑	
Variable Data tool	☑	
<b>COLOR MANAGEMENT</b>		
Default media calibration tables	☑	
Media Manager (add and calibrate your own medias)	☑	
PANTONE® Color Matching	☑	
ONYX Profile Generator™ (build your own custom ICC profiles)	☑	
Media Analyzer tool	☑	
Printer gray balancing tool	☑	
Calibration devices supported by Media Manager	35+	
<b>FRONT-ENDS</b>		
Improved Step & Repeater textile application	☑	
CADPrint®		☑
<b>CUTTERS</b>		
Contour cutting workflow	☑	
Contour cutting for i-cut®	☑	




**ProductionHouse™**  
 Superior Color Management,  
 Comprehensive Workflow Tools

VERSION

**7**

# ONYX® ProductionHouse™

## Features and Benefits

### Ease of Use

- ◆ Simply click File—Open—Print to achieve great output
- ◆ Print directly from Mac- or PC-based creative applications
- ◆ Get a user-friendly preflight and printer queue
- ◆ Get free, automated software and driver updates with ONYX® AutoUpdate

### Great Color

- ◆ Easily calibrate any media substrate
- ◆ ONYX Profile Generator included
- ◆ Take advantage of the full gamut of your printers with ink control tools
- ◆ Recalibrate your printers quickly without having to rebuild ICC color profiles
- ◆ Get consistent color over multiple print devices
- ◆ Achieve excellent black generation and spot-color matching

### Superior Flatbed Workflow

- ◆ Layout tool for custom placement of print jobs
- ◆ Get more jobs per sheet than other RIPs with maximized nesting
- ◆ Variable Data tool for batch print jobs with different text, logos, and barcodes
- ◆ Optimized for large-format printing

### Universal Workflow

- ◆ Work across platforms and drive multiple printers from various manufacturers
- ◆ Interactively scale, crop, and rotate images
- ◆ Apply custom tiling to oversized prints
- ◆ Make color corrections and replace color or a range of colors from Preflight

### Increased Productivity

- ◆ Easily track ink usage and get cost estimates *before* printing
- ◆ Visually preview files to avoid costly reprinting
- ◆ Get a fast, reliable PostScript® RIP
- ◆ RIP multiple PostScript/PDF and raster files at the same time
- ◆ RIP and Print-on-the-fly for Postscript PDF

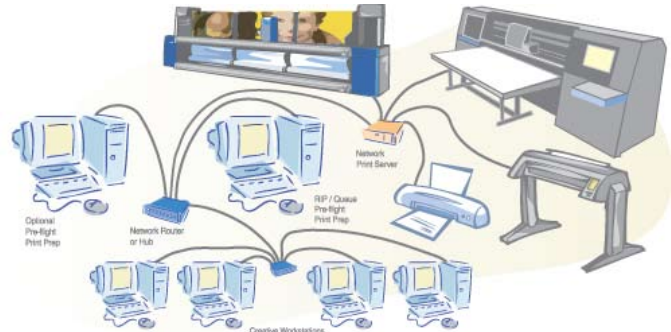
### PANTONE® Color Matching



ProductionHouse is a  
SWOP® certified system.

## Easy-to-Use Universal Workflow Solution

How many different software RIPs does your shop use? More than one is too many! If you have different RIPs for different print devices, who is your expert on each RIP? How do you get consistent results across multiple devices?



With ONYX® ProductionHouse™, you have one easy workflow that produces great color on all of your devices. All of your jobs follow the same easy workflow and all of your printer operators use this same easy workflow regardless of output device.

### Preflight Puts It All at Your Fingertips

Preflight is easy to navigate and easy to use because key actions and controls are located in the main tabs. Preflight also shows you final output colors on your screen, saving you the hassle of having to print an image to see the final colors of each job.

### Increased High-Production Throughput

When you simply cannot afford to have your printers at a standstill—for even a short time—you cannot afford to be without ProductionHouse. You'll find ONYX Workflow products in more high-production environments than any other RIP product.

### Ink Usage Tracking and Reporting

ProductionHouse Version 7.0 allows you to obtain ink usage and cost estimates on any job *before* printing. You can also view ink costs in the RIP-Queue's job log. This innovative feature reports the usage and estimated cost for each ink channel and works with all dot patterns.

### Web Portal for Web-Based Print Job Management

Manage your print jobs from any computer on your network with a web browser. You can also submit jobs from a PC, Mac, or Unix-based compatible web browser on your network.

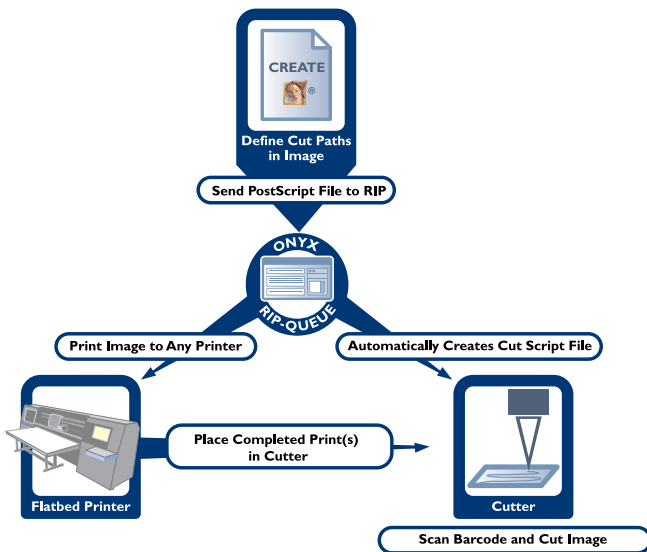
### Superior Flatbed Workflow

Experience a faster RIP time when using Stochastic halftone screening. Tiles can now be processed individually, so printing starts when the first tile is processed. New Nesting in 7.0 automatically rotates tiles and jobs for better media savings and print speed.

## Contour Cutting Workflow

### Contour Cutting in Three Easy Steps

Never before has contour cutting been so easy and productive. Use Adobe® Illustrator® or Corel® Draw to define the cut paths in your image and RIP-Queue to scale, tile, nest, and manage color as needed. Send the image to any printer, which then prints the job complete with cutter marks and a barcode for scanning. Place the completed print(s) in the cutter. The cut device knows just what to do and where to cut. It's that easy!



You retain control of every step. You select the printer, media, number of copies, rotation, magnification and other options. ProductionHouse even supports Hot Folders and Quick Sets that allow you to standardize and simplify the process even further.

#### Cut Devices Supported:

- ◆ i-cut®
- ◆ Gerber®
- ◆ Graphtec®
- ◆ Roland®
- ◆ Mutoh® Ultima
- ◆ Summa®
- ◆ Mimaki®
- ◆ Print-and-Cut Devices

*Or, use the CUT-Server's generic driver to easily add support for your own cutter.*

#### ONYX® i-cut® Fully Automated Finishing Solution

To help you with the success of your cutting workflow, ONYX Graphics has also partnered with Mikkelsen Graphic Engineering, Inc. (MGE), makers of automated digital cutting systems, to bring you the ONYX ProductionHouse i-cut® workflow—a fully automated finishing solution.




### Discover the Convenience of Registration

The ONYX RIP-Queue maximizes your flexibility when printing and cutting contours, by completely handling the printing of “registration marks” recognized by many “electric eye” cutters. The RIP-Queue prints these specific marks needed by your contour cutter on any of the hundreds of different printers that it supports. Registration is then automatic when you use the ONYX CUT-Server to cut out the job after printing.

### Number and Barcode Capability

ProductionHouse creates and assigns barcodes for every job you print. Simply load the completed print in the cutter, then scan the barcode, or enter the job number. The cutter automatically grabs the necessary cut script and knows exactly how and where to cut the images in the print.



### Scale, Nest, and Tile Cut Jobs

Interactively scale all of your illustrations directly in ProductionHouse before they even reach the cutter. Cut marks stay the same no matter what size you make the illustration. You can reduce ink consumption and media spoilage by nesting your images. ProductionHouse applies cutting paths to every job you send and allows you to preview the nested jobs directly in the application. You can also apply custom tiling to your oversized prints; after specifying the number of tiles, ProductionHouse automatically applies a continuous contour cutting path across each tile.

#### Contour Cutting Features and Benefits:

- ◆ Take the manual labor out of your existing workflow
- ◆ Spend less time training existing staff and easily train new staff
- ◆ Achieve one easy workflow from your RIP to your printer(s) to your cutters
- ◆ Print from any printer—ONYX Graphics offers the most extensive list of printer drivers and media profiles available on the market today
- ◆ Interactively scale, crop, and rotate images from ProductionHouse—your cutter marks automatically adjust
- ◆ Reduce ink consumption and media spoilage with nesting features
- ◆ Use barcode functionality to automatically scan preset cut paths
- ◆ Support up to 10 cut layers (for bevelling, embossing, die-cuts, stickers, etc.)

## Flatbed and Variable Data

### Variable Data tool

The ProductionHouse Layout Front-end includes a Variable Data printing tool that allows you to create batches of customized print jobs such as signs, promotional items, advertisements, and full-color labels. This tool can add variable text, images, and barcodes to batch print jobs. You can import data fields from database files and preview the results on-screen before expending ink and media. Unlike other variable data tools, the ONYX workflow tool is optimized for large-format printing, so ten or a thousand prints start printing almost immediately.



### Layout Front-end for Superior Flatbed Workflow

ProductionHouse 7.0 includes an all-new workflow front-end specifically designed for flatbed printers. The new Layout application provides WYSIWYG custom placement of print jobs. View your flatbed board and place jobs, cut marks, crop marks, and barcodes on rigid material right where you want them. This Layout application also includes easy size, crop, tile, and color corrections tools. You can also quickly prepare jobs and setup print frames.

## Proofing Capabilities

### In-House Pre-Print Contract Proofing

It's about time contract proofing reached the large-format industry, and now you can have the competitive advantage. ONYX ProductionHouse Version 7.0 includes a suite of proofing tools. These tools give you the ability to make quick and accurate color proofs of print jobs before they go to your production printers. The color proofs not only save you valuable production time, but are also a valuable service to your print customers.

### Make Proofs without Stopping Production

Proof your large-format printer on a desktop printer. Or proof your grand-format printer on your large-format printer. The possibilities are endless when the color gamut of your proof device is larger than the final output. You decide which configuration is best for your environment.

#### PROOFING PRINTER



#### FINAL OUTPUT PRINTER

### Remote Soft Proofing with ONYX RIPeXtend™

The ONYX RIPeXtend™ feature extends the capabilities and reach of your print services further than you ever dreamed possible. Imagine being able to automatically send a soft proof of a job to your customer anywhere in the world. Or how about generating images for digital signage and electronic display systems with the click of a button? Production of cross-media jobs has never been simpler than with RIPeXtend—standard with each ProductionHouse package.

#### In-House Contract Proofing Features and Benefits:

- ◆ Increase revenue by providing contract proofs
- ◆ Keep production at its peak with no interruptions
- ◆ Save time, money, and resources with an automatic workflow
- ◆ Verify the accuracy of your proofs with autonomous verification strip before you tie up your production printer
- ◆ View and compare two media color gamuts in 3-D animation to evaluate proof media
- ◆ Gain access to comprehensive color matching analyses and gamut analysis reports of any ICC profile
- ◆ Simulate any PostScript separation's spot channel on any printer
- ◆ Stop running jobs with the wrong color and wasting expensive media and ink

## Grand Format Solutions

### Save Time and Money with ProductionHouse

As a solvent inkjet or UV printer owner, you know the pace of the digital printing industry moves fast. Printer downtime means wasted money, and you feel the pressure to keep your printers running at top capacity and speed at all times. To complicate matters, there's also the problem of color: because solvent printer manufacturers don't sell media, achieving quality and consistent color across various devices becomes difficult.

ONYX ProductionHouse takes the headache out of keeping your grand format and flatbed printers calibrated and printing at optimal color output performance, saving you both time and money.

### Quick Return on Investment

With ProductionHouse, you'll get one easy solution to all of your production problems with a quick return on investment. The ProductionHouse feature set was specifically designed to solve all of your biggest pains—avoiding production downtime, achieving better color, and holding onto a loyal customer base. No matter what printers you have, or how many, ProductionHouse will increase your productivity, give you better color, and help you increase your business.



### ONYX Specialty Ink Tools

Specialty ink tools have been designed to handle a variety of specialty inks such as white ink, varnishes, and liquid laminates. These tools include a quick and easy White Ink Workflow, an innovative Spot Layer Tool for multi-print printers, and a Spot Ink Tool in Preflight. The Specialty Ink Tools are included as a standard feature in ONYX ProductionHouse.

#### Grand-Format Features and Benefits:

- ◆ Get one easy job workflow for all of your grand-format printers with the universal ProductionHouse workflow
- ◆ Take advantage of the full gamut of your grand-format printers with ink control tools
- ◆ Recalibrate your grand-format printers quickly without having to rebuild ICC profiles
- ◆ Get consistent color over multiple grand-format print devices—even across different printer brands
- ◆ Achieve brilliant and saturated colors while maintaining gray balance with exclusive PosterColor® technology
- ◆ Drive up to four grand-format printers from one RIP station with multiple printer support
- ◆ Automatically proof your grand-format printer on a desktop or large-format printer

## ONYX® Profile Generator™ Included

### You Can Achieve Better Color!

ONYX Profile Generator™ supplies everything you need to create accurate, reliable profiles as defined by the International Color Consortium®. With a highly intuitive graphic interface and many advanced features, you can quickly and easily build great ICC profiles for all types of printers and media.



### Integrated Color Management

Profile Generator works seamlessly with ONYX ProductionHouse to create ICC profiles. While all ONYX software packages give you the ability to import and apply ICC profiles, Profile Generator is included in ProductionHouse and gives you the power to create and edit industry-standard ICC profiles. This gives you true colorimetric control over your printer profiles to provide state-of-the-art color matching on any output device supported by ProductionHouse.

### Stop Color Tweaking Every Print Job

When profiles don't match your ink and media, your colors don't come out right. If you're having to color-tweak every job in order to get the right colors, then you need Profile Generator! With Profile Generator, you can build great ICC profiles for whatever ink and media you are using, so the color comes out right the first time, every time.

### Great Black and Gray Control

ONYX Profile Generator gives you maximum control over the separation process, allowing you to define settings for the start black point, black width, maximum amount of black ink, and total ink coverage, as well as UCR and GCR. Profile Generator also offers an automatically balanced black point generation and improved details in dark tones for printer profiles using Perceptual Rendering Intent while also ensuring that neutral grays remain neutral, regardless of the whiteness of the paper.

#### Profile Generator Features and Benefits:

- ◆ Achieve better color than with "default" media profiles
- ◆ Proprietary ICC tools for solvent and UV printers
- ◆ Profile new media types for new applications
- ◆ Generate spectral ICC profiles
- ◆ Render more vivid colors with improved saturation rendering intent
- ◆ Control the black width in separation settings
- ◆ Choose automatically balanced or user-defined black point generation
- ◆ Choose between different gamut mapping methods





## Training and Customer Support


Get the most out of your software from the ONYX Training Staff and our reseller channel. Resellers worldwide are ONYX trained and receive the latest information and education from our expert training staff. Choose from multiple training options, including in-house, on-site, and online programs. To learn more about the power of ONYX 7.0 software, please contact your local ONYX representative or visit [www.onyxgfx.com/support\\_training.html](http://www.onyxgfx.com/support_training.html).

Receive technical support from ONYX certified technicians who understand current industry trends and troubleshooting solutions. \*Technical support is free when operating the latest version of ONYX. For Technical Support outside of North America contact your local ONYX dealer or distributor. Or browse the ONYX Knowledge Base at [www.onyxgfx.com/kb.pl](http://www.onyxgfx.com/kb.pl) for technical assistance.

*\*North America Only*

## About ONYX Graphics

ONYX Graphics, Inc. develops and markets commercial printing software and solutions for the digital color printing marketplace. Its award-winning and market-leading products include ONYX ProductionHouse™, ONYX PosterShop®, and ONYX RIPCenter™ software packages. ONYX Graphics is the leading developer of large format digital color printing software with the largest installed base worldwide. For more information, visit ONYX Graphics at [www.onyxgfx.com](http://www.onyxgfx.com).



**6915 South High Tech Dr. | Salt Lake City, UT 84047**  
**Toll-free 800.828.0723 | 801.568.9900 | Fax 801.568.9990**  
**[www.onyxgfx.com](http://www.onyxgfx.com)**

© 2007 ONYX Graphics, Inc. All rights reserved. ONYX, PosterShop, and the ONYX glyph are registered trademarks of ONYX Graphics, Inc. RIPCenter and ProductionHouse are trademarks of ONYX Graphics, Inc. PANTONE® and other Pantone, Inc. trademarks are the property of Pantone, Inc. SWOP® is a registered trademark of SWOP, Inc. All other trademarks are the property of their respective owners. Features of products are subject to change.

## Optimal System Requirements

### Supported OS

Windows XP Pro with the latest service pack  
Windows 2000 Pro / Server with the latest service pack

### CPU

Intel Pentium IV / Xeon 3+ GHz  
Athlon 64 / Opteron 2+ GHz  
Dual CPU (for Multiple RIPs)

### Storage

Two 80 GB Hard Drives  
2 GB RAM per CPU

### Video

1280 x 1024 16-bit Color

### Hardware

USB Port (for security key)  
DVD-ROM Drive

## Supported Printer Models

### Small-Format

Canon, Encad, Epson, HP inkjet & color laser, Okidata color laser

### Large-Format

Agfa, Canon, ColorSpan, DGI, Encad, Epson, Flora, Fuji, Graphtec, Gongzheng, HP, Ilford, Infiniti, Konica, Mimaki, Mutoh, Océ, Roland, Seiko, Tiara

### Grand-Format

Digital Inca, Durst, Flora, Gongzheng, Infiniti, Jeti, Legget & Platt, Lüscher, Mutoh, NUR, Océ, PerfectaPrint, HP IID, Textdot, Vutek, Whitecloud, YaseLAN, ZBE, Zünd

*Not all printers are included. See dealer for details. Visit the ONYX Graphics website for details on printer models and new driver availability at [www.onyxgfx.com](http://www.onyxgfx.com).*

## Supported File Types

### Raster File Types Supported

TIFF, TIFF/IT, 8 Bit & 16 Bit TIFF, 4 GB TIFF, JPEG 2000, Native PhotoShop (PSD), Kodak PhotoCD, ER Mapper, MrSid, JPEG, Targa, Scitex CT, DIB, GIF, PCX, BMP

### TIFF Formats Supported

RGB, CMYK, Lab, CMYKOG, CMYKOB, CMYKGB, CMYKOGB, CMYKRGB, CMYK+Spot channels

### PostScript & PDF File Support

PS & EPS Level 2 & 3, DCS 4 and 6-color Separations, PDF, PDF-X

### Font Types Supported in PostScript

PostScript 1 & 4, True Type, Multiple Master Type 1, CID, Kanji, Morisawa

### Languages Included

English, Spanish, French, German, Italian, Czech, Chinese (Simplified and Traditional), Japanese, Korean, Dutch, Polish, Portuguese, Hungarian, Russian, Turkish, Greek

ONYX Graphics recommends genuine HP Media and Ink Supplies.